



District Report Card: 2017


State: West Bengal	District: South Twenty Four Pargan
Class: 5	Subject: Language
Schools: 61	Students: 1475


Participation/Coverage


Students

<div>GENDER</div> <div></div>	Boys		Girls	
	Number	%	Number	%
	771	52.27	704	47.73

<div>AREA</div> <div></div>	Rural		Urban	
	Number	%	Number	%
	1220	82.71	255	17.29

<div>CATEGORY</div> <div></div>	SC		ST		OBC		GEN	
	Number	%	Number	%	Number	%	Number	%
	463	31.39	26	1.76	339	22.98	647	43.86

<div>CWSN</div> <div></div>	LD	VI	HI	S&LD	ID	Oth
	3	7	2	1	0	3

<div>Management</div> <div></div>	Government		Government-aided	
	Number	%	Number	%
	52	3.53	1423	96.47

Average Performance of Students in Language (%)

Overall	Gender		Area		Management		Social Group			
	Male	Female	Rural	Urban	Govt.	Aided	SC	ST	OBC	GEN
63.32	64.37	62.18	61.23	73.31	56.54	63.57	63.57	57.44	60.69	64.76

Performance on Learning Outcomes (LOs)

Learning Outcomes	Description	Average Performance(%)
L504	Reads and comprehends independently storybooks, news items/ headlines, advertisements etc.	56.65
L508	Reads text with comprehension, locates details and sequence of events	66.66

Range of Performance of Students who Answered Correctly							
Below 30%		30% - 50%		50% - 75%		Above 75%	
Number	%	Number	%	Number	%	Number	%
167	11.32	256	17.36	550	37.29	502	34.03

Lowest Performing Learning Outcomes (LOs)

- 1 - Reads and comprehends independently storybooks, news items/ headlines, advertisements etc. (56.65)
- 2 - Reads text with comprehension, locates details and sequence of events (66.66)